

TRUCK-MOUNTED CONCRETE PUMPS  
S 46 SX / S 47 SX



## SCHWING TRUCK-MOUNTED CONCRETE PUMPS S 46 SX - S 47 SX

### THE LONG REACH CONCRETE PUMPS WITH UNLIMITED POSSIBILITIES

With the S 46 X and S 47 SX truck-mounted concrete pumps, SCHWING provides a fine example of how superior boom design and outrigger technology create enhanced user value.

With long-reach concrete pumps, the right relationship between the load moment, operating weight and outrigger spread are the decisive factors to ensure that the working range can be utilized at all construction sites with optimum efficiency.

The overhead Roll and Fold system with the 180° knuckle on the first stage make the S 46 SX and the S 47 SX real all-rounders. This folding method allows the boom to be extended into its working position directly, without having to be slewed. This makes for time savings, enhanced stability for short rigged machines as well as flexible setup in constricted spaces.

This folding method also makes a vehicle length of less than 12 m possible.





The placing boom puts a range of possibilities at the operator's disposal: its shorter fourth boom segment together with a 200° hinge give this machine optimum slip and threading properties and enhanced mobility.

The SX outrigger system make for a safe work place and allow a small working footprint on site. The single-section front outriggers do not need to be slewed or telescoped. Thanks to their curved shape and low overall height, they can fit into even the smallest gaps. This makes for short setup times. As the supporting forces are passed in to the torsion resistant base frame over a broad surface area and virtually free of play, the machine stands solidly during pumping operation.

A further advantage of the SX outrigger system: it is the only configuration that provides sufficient space for pump kits with a stroke length of 2.50 m. This minimizes wear and energy costs, because 23 % fewer strokes are required compared to shorter pump kits.

Plus, the SCHWING long-stroke pump kit reduces energy consumption and friction resistance by using a smaller reduction between the material cylinder and the valve system. This means: significantly less wear. Together with the Rock Valve system and the open hydraulic circuit, it all adds up to higher energy efficiency and greater economy of SCHWING concrete pumps.

The space in the middle of the base frame makes all hydraulic pumps and hoses accessible, for easy maintenance.

All outrigger cylinders operate in a protective tube system, so that the cylinders and their piston rods are protected against mechanical damage and are not exposed to any buckling forces.

The large water tank in the rear outrigger, ample room for stowage, easily accessible storage areas, folding steps, a wide range of options, and a high resale value round out the advantages of these truck-mounted concrete pumps.



The overhead roll and fold distributes the load evenly onto the 4 axles and that without any overhang on the S 46 SX. The large water tank in the rear outrigger, and ample stowage room complete the specs of this operator friendly machine.



Only the SX outriggers allow for enough space for the placement of a pump kit with a 2,5m stroke. This minimizes wear and energy costs significantly.





The spacious turret gives good accessibility to the pipeline or hydraulic lines for easy maintenance.



All outrigger cylinders operate in a protective tube system. This protects them against mechanical damage and they are not exposed to buckling forces.



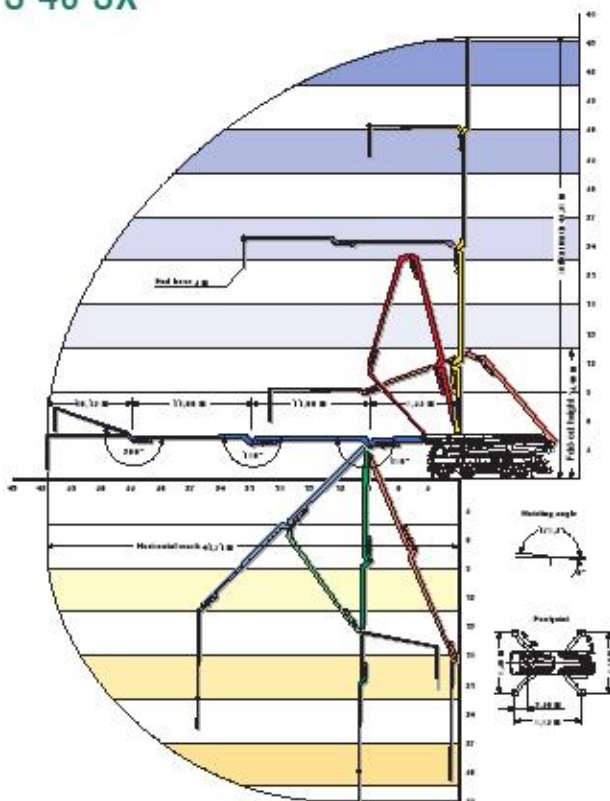
The outrigger forces are passed to the torsion resistant base frame over a broad surface area, giving this machine a solid stand during pumping operation.

## TECHNICAL DATA

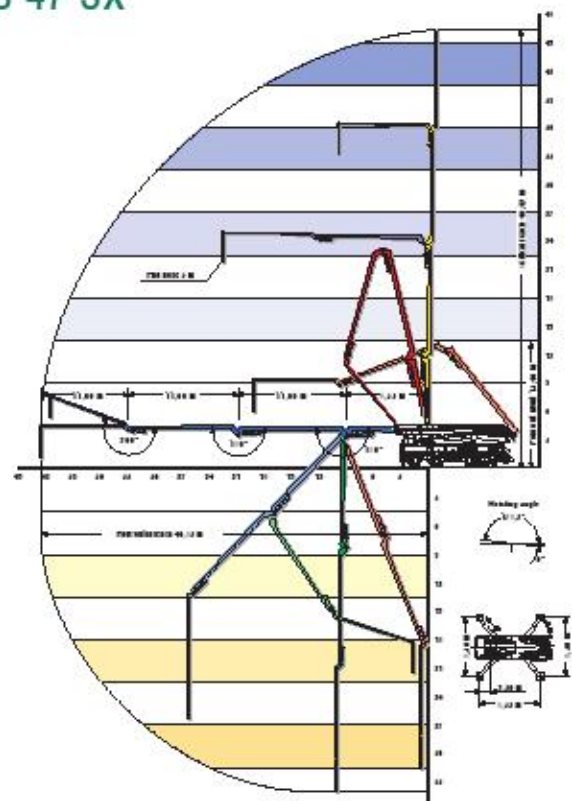
Pump battery		P 2023	P 2023	P 2525	P 2525
Drive	l/min	535	636	535	636
Max. theor. output	m <sup>3</sup> /h	138	164	138	164
Max. number of strokes	min.	28	32	19	22
Max. concrete pressure	bar	85	85	85	85
Placing boom		46 R	47 R		
Delivery line diameter			DN 125	DN 125 / 112	
Length of end hose	m		3,0	3,0	
Vertical reach	m		45,6	46,4	
Horizontal reach	m		41,8	42,6	
Number of articulations			4	4	
Height of articulations		m	12,2 / 23,8 / 35,4		
Slewing range			380°	380°	
Outrigger load, front	kN		260	260	
Outrigger load, rear	kN		250	250	

## WORKING RANGE

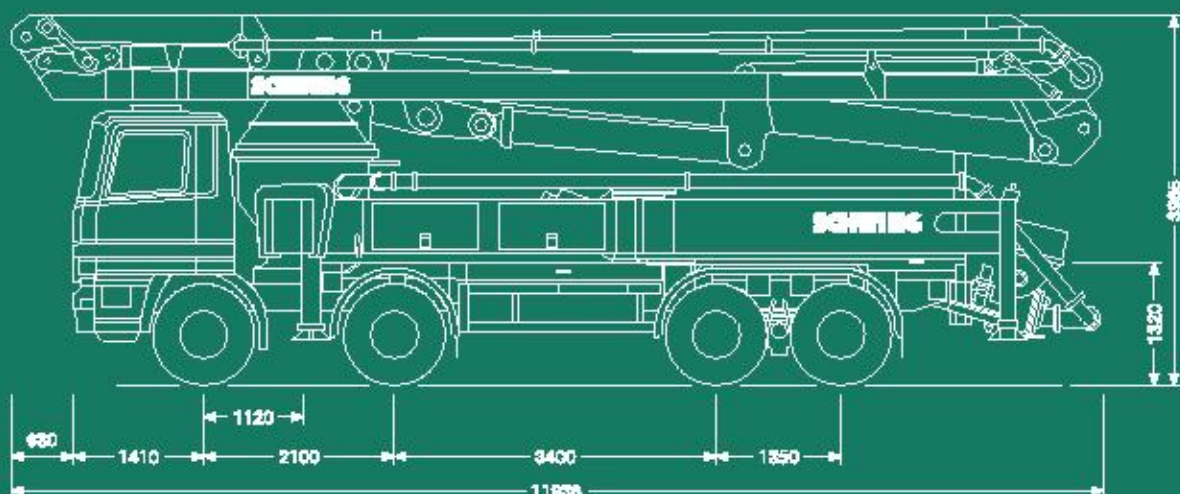
### S 46 SX



### S 47 SX







## SCHWING-STETTER MOVES CONCRETE. **WORLDWIDE.**

Wherever concrete is produced and moved is where you will find Schwing-Stetter machinery.

With plants in Germany, Austria, USA, Brazil, Russia, China and India as well as with more than 100 sales and service facilities, the group of companies is always close to the customer.

Our wide range of products with something for every application is what makes Schwing-Stetter the No. 1 system supplier for concrete machinery worldwide.



SCHWING GMBH  
 P.O. Box 20 03 62 · D-44647 Herne / Germany  
 Phone (0) 23 25 / 9 87-0 · Fax (0) 23 25 / 7 29 22  
[www.schwing.de](http://www.schwing.de) · [info@schwing.de](mailto:info@schwing.de)

Subject to modifications in the interest of technical progress. The exact standard scope of delivery is detailed in the offer.